




Certificate

Product:	Anti-IgG light chain color	REF	12013879
Intended Use:	Anti-IgG light chain uncolored and Anti-IgG light chain color are used for qualitative test of IgG bounding to human red blood cells. It is used for the indirect antiglobulin test as well as for the direct antiglobulin test to determine the presence or absence of immunoglobulin on red blood cells in the tube test in patient and donor samples.	LOT	3443070-00
			2024-10-25
			2027-10-10
		ACT	1:32
		VOL	10 ml
			2°C - 8°C

- **Specifications:**

Clone: /
Anti-IgG rabbit polyclonal

- **Information, Instructions and Safety:**

- For further information, instructions and safety refer to the Instructions for Use and the Material Safety Data Sheet of this product.

- **Analytic Results, Quality Control:**

- The product lot was released following evaluation of sensitivity and specificity.

- **Regulation:**

- The product has been manufactured and tested by Bio-Rad Medical Diagnostics GmbH in accordance with the currently applicable regulations for the manufacture of in-vitro diagnostics.

This document has been produced electronically and is valid without a signature, according to SOP SV-D:A-042-00