


Biotestcell-I8

Antibody Identification Table /
Antikörper Identifizierungstabelle

| | |
|---|------------|
| REF | 816020 |
| LOT | 3448011-00 |
|  | 2025-01-27 |

186486 / 06


| | | | | | |
|--|--|--|--|-----------------|---------------------------|
| Last Name Nachname | | First Name Vorname | | Born geboren | |
| Bloodgroup Blutgruppe | | Identified Antibodies Identifizierte Antikörper | | ID | |
| Hospital / Physician Krankenhaus / Arzt | | | | Date Datum | Signature Unterschrift |

| | | Rh-hr | | | | | | | Kell | | | | | Duffy | | Luth-eran | | Kidd | | MNS | | | | Lewis | | P | Xg | Colton | | Diego | | Special Type** Besonderheiten** | Test Results Ergebnisse | | | | | | | | | |
|---------------|------------|--|---|---|---|---|----------------|---|------|-----------------|-----------------|-----------------|-----------------|-----------------|-----------------|-----------------|-----------------|-----------------|-----------------|-----|---|---|---|-----------------|-----------------|----------------|-----------------|-----------------|-----------------|-----------------|-----------------|------------------------------------|----------------------------|--|---|---|--|--|--|--|--|--|
| Donor- No. | Rh- Typ | D | C | E | c | e | C ^w | K | k | Kp ^a | Kp ^b | Js ^a | Js ^b | Fy ^a | Fy ^b | Lu ^a | Lu ^b | Jk ^a | Jk ^b | M | N | S | s | Le ^a | Le ^b | P ₁ | Xg ^a | Co ^a | Co ^b | Di ^a | Di ^b | | | | | | | | | | | |
| 1 | 904599 | R ₁ R ₁ | + | + | o | o | + | o | + | o | + | nt | + | o | + | + | + | o | + | o | + | + | + | o | + | + | + | nt | nt | nt | nt | | | | | 1 | | | | | | |
| 2 | 904598 | R ₂ R ₂ | + | o | + | + | o | o | + | o | + | nt | + | + | o | + | + | o | + | + | o | + | + | o | + | o | + | nt | nt | nt | nt | | | | | 2 | | | | | | |
| 3 | 904597 | R ₁ ^w R ₁ | + | + | o | o | + | + | o | + | o | + | nt | + | + | o | + | + | o | + | + | + | o | + | o | + | nt | nt | nt | nt | | | | | 3 | | | | | | | |
| 4 | 904596 | R ₀ r | + | o | o | + | + | o | + | + | o | + | nt | + | + | + | + | + | + | + | + | o | + | + | o | o | nt | nt | nt | nt | | | | | 4 | | | | | | | |
| 5 | 306256 | r'r | o | + | o | + | + | o | o | + | o | + | nt | + | + | + | o | + | + | + | o | + | o | + | o | + | + | o | nt | nt | | | | | 5 | | | | | | | |
| 6 | 305603 | r''r | o | o | + | + | + | o | o | + | o | + | o | + | + | + | o | + | + | o | + | o | + | o | + | + | + | o | o | nt | | | | | 6 | | | | | | | |
| 7 | 904600 | rr | o | o | o | + | + | o | o | + | o | + | nt | + | o | + | + | + | o | + | o | + | o | o | o | o | nt | nt | nt | nt | | | | | 7 | | | | | | | |
| 8 | 600302 | rr | o | o | o | + | + | o | + | o | + | o | + | o | + | + | + | + | + | + | + | + | o | + | + | + | + | + | o | nt | | | | | 8 | | | | | | | |
| Autocontrol | | | | | | | | | | | | | | | | | | | | | | | | | | | | | | | | | | | | | | | | | | |
| | | | | | | | | | | | | | | | | | | | | | | | | | | | | | | | | | | | | | | | | | | |
| | | | | | | | | | | | | | | | | | | | | | | | | | | | | | | | | | | | | | | | | | | |

Shaded columns indicate antigens destroyed or diminished in reactivity by enzyme treatment. Die farbig gekennzeichneten Antigene können im Enzymtest unterdrückt oder zerstört werden.

** Donors are tested for HLA Class I antigens according to Bio-Rad test method using a monoclonal anti-HLA class I reagent. Positive reactions are reported accordingly. / Die Spender wurden mit einem monoklonalen Anti-HLA Class I Reagenz in einer Testmethode von Bio-Rad getestet. Positive Reaktionen sind entsprechend ausgewiesen.


+ = positive positiv 0 = negative negativ nt = not tested nicht getestet w = weak schwach s = strong stark

 **Bio-Rad Medical Diagnostics GmbH**
Industriestr. 1, D-63303 Dreieich, Germany
Tel.: +49-6103-3130-0, Fax: +49-6103-3130-724
www.bio-rad.com, techsupport.bmd@bio-rad.com



Biotestcell-I8

Antibody Identification Table /
Antikörper Identifizierungstabelle

| | |
|---|------------|
| REF | 816020 |
| LOT | 3448011-00 |
|  | 2025-01-27 |

